














Stitchmastery Dot symbol set

This document describes one of the symbol sets in Stitchmastery Version 3.0.0




































Feedback

To report an error or make a suggestion regarding the Stitchmastery symbols sets please email Stitchmastery at support@stitchmastery.com


























One column wide

Symbol	Unicode	Suggested use	Example
	21	knit into stitch below	
	22	bobble/special stitch	
	23	make one purlwise	
	24	bobble/special stitch	
	25	purl into stitch below	
	26	slip purlwise	
	27	slip purlwise	
	28	centred decrease - purl	
	29	centred increase - purl	
	2A	slip or increase	
	2B	edge stitch	
	2C	knit into stitch below	
	2D		



Stitchmastery Dot symbol set

Symbol	Unicode	Suggested use	Example
	2E	purl (large version)	
	2F	knit 2 together	
	30	decrease	
	31	decorates decrease	 
	32	decorates decrease	 
	33	decorates decrease	 
	34	decorates decrease	 
	35	decorates decrease	 
	36	decorates decrease	 
	37	decorates decrease	 
	38	decorates decrease	 
	39	decorates decrease	 
	3A	increase - left leaning	
	3B	increase - right leaning	
	3C	centred decrease	
	3D	centred increase	
	3E	make one	




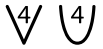
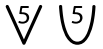
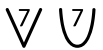
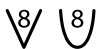






Stitchmastery Dot symbol set

Symbol	Unicode	Suggested use	Example
	3F	twisted stitch - purl tbl	
	40	make one - purl	
	41	double yarn over	
	42	decorates yarn over	
	43	decorates yarn over	
	44	decorates yarn over	
	45	decorates yarn over	
	46	decorates yarn over	
	47	decorates yarn over	
	48	decorates yarn over	
	49	decorates yarn over	
	4A	purl 2 together	
	4B	ssp	
	4C	k1, yarn over, k1	
	4D	make one	
	4E	yarn over decrease	
	4F	short row	


















Stitchmastery Dot symbol set

Symbol	Unicode	Suggested use	Example
	50	short row	
	51	slip or increase purlwise	
	52		
	53	bind off	
	54	bind off	
	55	knit 2 together	
	56	ssk	
	57	purl 2 together	
	58	ssp	
	59	purl 2 together	
	5A	ssp	
	5B	purl decrease	
	5C	ssk	
	5D	k1 elongated (wrap yarn twice)	
	5E		
	5F		
	60	decorates increase	


















Stitchmastery Dot symbol set

Symbol	Unicode	Suggested use	Example
	61	decorates increase	
	62	decorates increase	
	63	decorates increase	
	64	decorates increase	
	65	decorates increase	
	66	decorates increase	
	67	decorates increase	
	68	decorates increase	
	69	centred increase	
	6A	centred decrease	
	6B	knit	
	6C	purl 2 together	
	6D	ssp	
	6E	twisted stitch - knit tbl	
	6F	yarn over	
	70	purl	
	71	ssk	

Stitchmastery Dot symbol set

Symbol	Unicode	Suggested use	Example
	72	knit 2 together	
	73	knit 3 together	
	74	sssk	
	75	purl 3 together	
	76	sssp	
	77	no stitch	
	78	purl increase - left leaning	
	79	purl increase - right leaning	
	7A	nupp	
	7B	nupp	
	7C		
	7D	purl 1, yarn over, purl 1	
	7E	nupp	
	A1	decrease 4 to 1 - right leaning	
	A2	decrease 4 to 1 - left leaning	
	A3	decrease 3 to 1 - right leaning	
	A4	decrease 3 to 1 - left leaning	


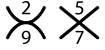

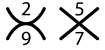

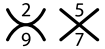

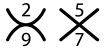



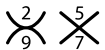

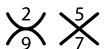

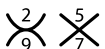

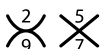

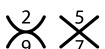

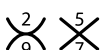









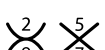


Stitchmastery Dot symbol set

Symbol	Unicode	Suggested use	Example
	A5	twined - front loop curved	
	A6	twined - front loop straight	
	A7	decorates other twined stitches	
	A8	twined - use with 00A6	
	A9	twined - use with 00A6	
	AA	twined - use with 00A5	
	AB	twined - use with 00A5	
	AC	twined - use with 00A5	
	AD	decorates other twined stitches	
	AE	twined - braid curved	
	AF	twined - braid curved	
	B0	knit - decorates brioche sl1yof	↓ ↓
	B1	twined - braid straight	
	B2	twined - braid straight	
	B3	decorates left leaning decrease – nupp	✕ ✎ ✖ ✗
	B4	decorates right leaning decrease – nupp	✕ ✎ ✖ ✗
	B5	decorates right leaning decrease – twisted	✕ ✎ ✖ ✗






















Stitchmastery Dot symbol set

Symbol	Unicode	Suggested use	Example
	B6	decorates left leaning decrease – twisted	
	B7	decorates right leaning decrease – twisted	
	B8	decorates left leaning decrease – twisted	
	B9	knit into stitch below	
	BA	bobble/special stitch	
	BB	purl - decorates brioche sllyof	
	BC	cast on	
	BD	move marker left	
	BE	move marker right	
	BF	bobble/special stitch	
	C0	decrease through back loop	
	C1	Estonian – gathered stitch	
	C2	Estonian – gathered stitch	
	C3	increase through back loop	
	C4	Estonian – decorates gathered stitches	
	C5	Estonian – decorates gathered stitches	
	C6	Estonian – decorates gathered stitches	










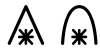

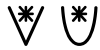







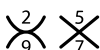

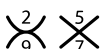

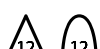
Stitchmastery Dot symbol set

Symbol	Unicode	Suggested use	Example
	C7	Estonian – decorates gathered stitches	
	C8	Estonian – decorates gathered stitches	
	C9	Estonian – decorates gathered stitches	
	CA	Estonian – decorates gathered stitches	
	CB	Estonian – decorates gathered stitches	
	CC	Estonian – decorates gathered stitches	
	CD	Estonian – decorates gathered stitches	
	CE	Estonian – decorates gathered stitches	
	CF	Estonian – decorates gathered stitches	
	D2	Estonian – decorates gathered stitches	
	D3	Estonian – decorates gathered stitches	
	D4	Estonian – decorates gathered stitches	
	D5	Estonian – decorates gathered stitches	
	D6	Estonian – decorates gathered stitches	
	D7	Estonian – decorates gathered stitches	
	D8	Estonian – decorates gathered stitches	
	D9	Estonian – decorates gathered stitches	
































































Stitchmastery Dot symbol set

Symbol	Unicode	Suggested use	Example
	DA		
	DB		
	DC	k1 elongated twice (wrap yarn 3 times)	
	DD	move marker left	
	DE	move marker right	
	E0	decorates right leaning decrease – nupp	
	E1	decorates left leaning decrease – nupp	
	E2	brioche - brp	
	E3	brioche - brk	
	E4	brioche - yf sl1yo fits with brp/brk	
	E5	brioche - sl1yof fits with brp/brk	
	E6	brioche - sl1yof fits with brp/brk	
	E7	brioche - brkssk	
	E8	brioche - brksssk	
	E9	brioche - brk2tog	
	EA	brioche - brk3tog	
	EB	brioche - brkssp	




















Stitchmastery Dot symbol set

Symbol	Unicode	Suggested use	Example
	EC	brioche - brksssp	
	ED	brioche - brp2tog	
	EE	brioche - brp3tog	
	EF	brioche - yf sl1yo	
	F1	brioche - brkyobr	
	F2	brioche - brkbrpbrk into one st	
	F3	brioche - brk tbl	
	F4	brioche - brp tbl	
	F5	decorates decreases	
	F6	decorates increases	
	F7	decorates left leaning decreases	
	F8	beading - knit	
	F9	beading - purl	
	FA	decorates yarn over	
	FB	Estonian – decorates gathered stitches	
	FC	Estonian – decorates gathered stitches	
	FD	decorates decrease	







Stitchmastery Dot symbol set

Symbol	Unicode	Suggested use	Example
	FE	decorates increase	 
	100	decorates decrease	 
	101	decorates increase	 
	102	decorates decrease	 
	103	decorates increase	 
	104	brioche - centred double decrease	
	105	brioche - centred double purl dec	
	106	Estonian – decorates gathered stitches and decreases	   
	107	Estonian – decorates gathered stitches and increases	   
	108	Estonian – decorates gathered stitches and decreases	   
	109	Estonian – decorates gathered stitches and increases	   
	10A	Estonian – decorates gathered stitches and decreases	   
	10B	Estonian – decorates gathered stitches and increases	   
	10C	Estonian – decorates gathered stitches and decreases	   
	10D	Estonian – decorates gathered stitches and increases	   
	10E	decorates decrease – bead	 
	10F	decorates increase – bead	 





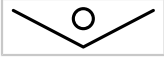



Stitchmastery Dot symbol set

Symbol	Unicode	Suggested use	Example
	110	decorates right leaning decreases – bead	
	111	decorates left leaning decreases – bead	
	113	purlwise left-leaning increase	
	114	purlwise right-leaning increase	
	115	purlwise left-leaning increase	
	116	purlwise right-leaning increase	
	117	knitwise left-leaning increase	
	118	knitwise right-leaning increase	
	119		
	11A		
	11B		
	11C		
	151	brioche - centred double decrease	
	152	brioche – purl centred double decrease	
	153	hook bead	
	156	catch strands	
	157	decorates right leaning decreases	





Two columns wide

Symbol	Unicode	Suggested use
	11D	increase to 2 stitches
	125	Estonian – gathered stitch
	134	Estonian – gathered stitch
	143	increase to 2 stitches
	154	bunny ears outward – k2tog + ssk
	155	bunny ears inward – ssk + k2tog







Three columns wide

Symbol	Unicode	Suggested use
	11E	increase to 3 stitches
	126	Estonian – gathered stitch
	135	Estonian – gathered stitch
	144	increase to 3 stitches
	14B	knit 1, yarn over, knit 1
	14C	purl 1, yarn over, purl 1
	14F	brioche - brk, yo, brk
	150	brioche - brk, brp, brk




Four columns wide

Symbol	Unicode	Suggested use
	11F	increase to 4 stitches
	127	Estonian – gathered stitch
	136	Estonian – gathered stitch
	145	increase to 4 stitches

Five columns wide

Symbol	Unicode	Suggested use
	120	increase to 5 stitches
	128	Estonian – gathered stitch
	137	Estonian – gathered stitch
	146	increase to 5 stitches
	14D	brioche - brk, yo, brk, yo, brk
	14E	brioche - brk, brp, brk, brp, brk





Six columns wide

Symbol	Unicode	Suggested use
	121	increase to 6 stitches
	129	Estonian – gathered stitch
	138	Estonian – gathered stitch





Stitchmastery Dot symbol set

Symbol	Unicode	Suggested use
	147	increase to 6 stitches




Seven columns wide

Symbol	Unicode	Suggested use
	122	increase to 7 stitches
	12A	Estonian – gathered stitch
	139	Estonian – gathered stitch
	148	increase to 7 stitches

Eight columns wide



Symbol	Unicode	Suggested use
	123	increase to 8 stitches
	12B	Estonian – gathered stitch
	13A	Estonian – gathered stitch
	149	increase to 8 stitches

Nine columns wide



Symbol	Unicode	Suggested use
	124	increase to 9 stitches
	12C	Estonian – gathered stitch
	13B	Estonian – gathered stitch

Symbol	Unicode	Suggested use
	14A	increase to 9 stitches



Ten columns wide

Symbol	Unicode	Suggested use
	12D	Estonian – gathered stitch
	13C	Estonian – gathered stitch



Eleven columns wide

Symbol	Unicode	Suggested use
	12E	Estonian – gathered stitch
	13D	Estonian – gathered stitch

Twelve columns wide

Symbol	Unicode	Suggested use
	12F	Estonian – gathered stitch
	13E	Estonian – gathered stitch

Thirteen columns wide

Symbol	Unicode	Suggested use
	130	Estonian – gathered stitch
	13F	Estonian – gathered stitch

Fourteen columns wide

Symbol	Unicode	Suggested use
--------	---------	---------------

Stitchmastery Dot symbol set

Symbol



Unicode Suggested use

131

Estonian – gathered stitch




140

Estonian – gathered stitch

Fifteen columns wide

Symbol



132

Estonian – gathered stitch




141

Estonian – gathered stitch

Sixteen columns wide

Symbol



133

Estonian – gathered stitch



142

Estonian – gathered stitch