






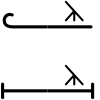


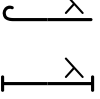
# Stitchmastery DotCable symbol set

This document describes one of the symbol sets in Stitchmastery Version 3.0.0

## Feedback

To report an error or make a suggestion regarding the Stitchmastery symbols sets please email Stitchmastery at [support@stitchmastery.com](mailto:support@stitchmastery.com)


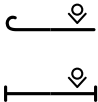



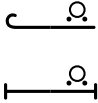



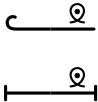



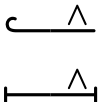



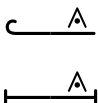



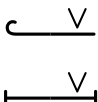



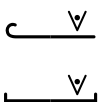
## Stitchmastery DotCable

Symbol	Unicode	Suggested use	Example
	21	purl - decorates left leaning decrease decorations for cables	
	22	purl - decorates left leaning decrease decorations for clustered and 'bind off' stitches	
	23	purl - decorates right leaning decrease decorations for cables	
	24	purl - decorates right leaning decrease decorations for clustered and 'bind off' stitches	
	25	sssk - decorates cables	
	26	sssk - decorates clustered and 'bind off' stitches	
	27	ssk - decorates cables	
	28	ssk - decorates clustered and 'bind off' stitches	
	29	ssk - decorates cables	
	2A	ssk - decorates clustered and 'bind off' stitches	




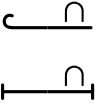

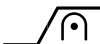

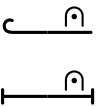



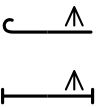



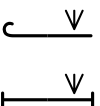

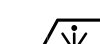

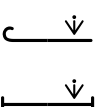

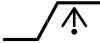

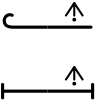

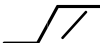
## Stitchmastery DotCable symbol set

Symbol	Unicode	Suggested use	Example
	2B	ssk - decorates cables	
	2C	ssk - decorates clustered and 'bind off' stitches	
	2D	k3tog - decorates cables	
	2E	k3tog - decorates clustered and 'bind off' stitches	
	2F	purl - decorates cables	
	30	purl - decorates clustered and 'bind off' stitches	
	31	knit tbl - decorates cables	
	32	knit tbl - decorates clustered and 'bind off' stitches	
	33	twisted - decorates right leaning decrease decorations for cables	
	34	twisted - decorates right leaning decrease decorations for clustered and 'bind off' stitches	
	35	yarn over - decorates cables	
	36	yarn over - decorates clustered and 'bind off' stitches	
	37	k1, yarn over, k1 - decorates cables	


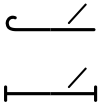

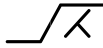

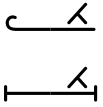

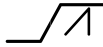

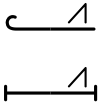

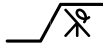

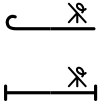

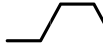



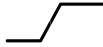

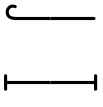






Stitchmastery DotCable symbol set

Symbol	Unicode	Suggested use	Example
	38	k1, yarn over, k1 - decorates clustered and 'bind off' stitches	
	39	p1, yarn over, p1 - decorates cables	
	3A	p1, yarn over, p1 - decorates clustered and 'bind off' stitches	
	3B	purl tbl - decorates cables	
	3C	purl tbl - decorates clustered and 'bind off' stitches	
	3D	decrease - decorates cables	
	3E	decrease - decorates clustered and 'bind off' stitches	
	3F	purl decrease - decorates cables	
	40	purl decrease - decorates clustered and 'bind off' stitches	
	41	increase/slip - decorates cables	
	42	increase/slip - decorates clustered and 'bind off' stitches	
	43	increase/slip purlwise - decorates cables	
	44	increase/slip purlwise - decorates clustered and 'bind off' stitches	


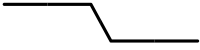











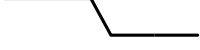

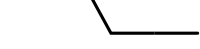

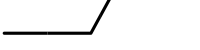

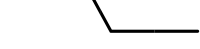

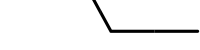









Stitchmastery DotCable symbol set

Symbol	Unicode	Suggested use	Example
	45	brioche brk - decorates cables	
	46	brioche brk - decorates clustered and 'bind off' stitches	
	47	brioche brp - decorates cables	
	48	brioche brp - decorates clustered and 'bind off' stitches	
	49	centred decrease - decorates cables	
	4A	centred decrease - decorates clustered and 'bind off' stitches	
	4B	centred decrease - decorates cables	
	4C	centred decrease - decorates clustered and 'bind off' stitches	
	4D	purl centred increase - decorates cables	
	4E	purl centred increase - decorates clustered and 'bind off' stitches	
	4F	purl centred decrease - decorates cables	
	50	purl centred decrease - decorates clustered and 'bind off' stitches	
	51	k2tog - decorates cables	































## Stitchmastery DotCable symbol set

Symbol	Unicode	Suggested use	Example
	52	k2tog - decorates clustered and 'bind off' stitches	
	53	k2tog - decorates cables	
	54	k2tog - decorates clustered and 'bind off' stitches	
	55	k2tog - decorates cables	
	56	k2tog - decorates clustered and 'bind off' stitches	
	57	twisted - decorates left leaning decrease decorations for cables	
	58	twisted - decorates left leaning decrease decorations for clustered and 'bind off' stitches	
	59	for reverse/inverse cables	
	5A	for reverse/inverse cables	
	5B	knit - decorates cables	
	5C	knit - decorates clustered and 'bind off' stitches	
	5D	left half of right cable - wide cables	
	5E	right half of right cable - wide cables	
	5F	left half of left cable - wide cables	
















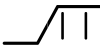

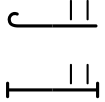









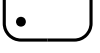

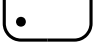
Stitchmastery DotCable symbol set

Symbol	Unicode	Suggested use	Example
	60	right half of left cable - wide cables	
	61	left half of right cable - narrow cables	
	62	right half of right cable - narrow cables	
	63	left half of left cable - narrow cables	
	64	right half of left cable - narrow cables	
	65	right hand end for wide cables	
	66	left hand end for wide cables	
	67	right hand end for wide cables	
	68	left hand end for wide cables	
	69	middle extender for wide cables	
	6A	middle extender for wide cables	
	6B	knit	
	6C	'bind off' stitch	
	6D	'bind off' stitch	
	6E	'bind off' stitch	
	6F	'bind off' stitch	
	70	right hand end for 'bind off' stitch	

Stitchmastery DotCable symbol set












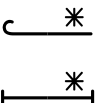















Symbol	Unicode	Suggested use	Example
	71	left hand end for 'bind off' stitch	
	72	middle extender for 'bind off' stitch	
	73	'bind off' stitch	
	74	'bind off' stitch	
	75	'bind off' stitch	
	76	'bind off' stitch	
	77	'bind off' stitch	
	78	'bind off' stitch	
	79	'bind off' stitch	
	7A	cluster stitch	
	7B	middle extender for cluster stitch	
	7C	left hand end for cluster stitch	
	7D	right hand end for cluster stitch	
	7E	twined - front loop curved	
	7F	twined - front loop straight	
	80	decorates twined stitches	
	81	twined - use with 007F	

Stitchmastery DotCable symbol set


Symbol	Unicode	Suggested use	Example
	82	twined - use with 007F	
	83	twined - use with 007E	
	84	twined - use with 007E	
	85	twined - use with 007E	
	86	decorates twined stitches	
	87	twined - braid curved	
	88	twined - braid curved	
	89	twined - braid straight	
	8A	twined - braid straight	
	8B	brioche yf sl1 yo - decorates cables	
	8C	brioche yf sl1 yo - decorates clustered and 'bind off' stitches	
	8D	brioche - brk2/brp2	
	8E	brioche - brk2/brp2	
	8F		
	90		
	91	knit - decorates brk2 and k2dip	
	92	purl - decorates brk2 and k2dip	



Stitchmastery DotCable symbol set

Symbol	Unicode	Suggested use	Example
	93	brioche - k2 dip left hand	
	94	brioche - k2 dip right hand	
	95	brioche - lower half of brk2/brp2	
	96	brioche - lower half of brk2/brp2	
	97	brioche - lower half of brk2/brp2	
	98	brioche - lower half of brk2/brp2	
	99	custom - decorates cables	
	9A	custom - decorates clustered and 'bind off' stitches#	
	9B	for reverse/inverse cables	
	9C	for reverse/inverse cables	
	9D	for reverse/inverse cables	
	9E	for reverse/inverse cables	
	A1	bead - decorates cables	
	A2	bead - decorates clustered and 'bind off' stitches	
	A3	k elongated - decorates cables	
	A4	k elongated - decorates clustered and 'bind off' stitches	
	A5	k elongated x2 - decorates cables	

## Stitchmastery DotCable symbol set

Symbol	Unicode	Suggested use	Example
	A6	k elongated x2 - decorates clustered and 'bind off' stitches	